

# How to do a nasal Rapid Antigen Test



There are many types of Rapid Antigen Tests (RAT).

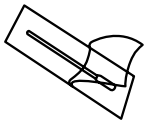
**Here are some basic steps to follow for a nasal test:**



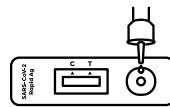
**1** Wash your hands.



**5** Put cap on tube.



**2** Open packaging.



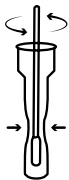
**6** Put 5 drops on test.



**3** Swab both nostrils 5 times.



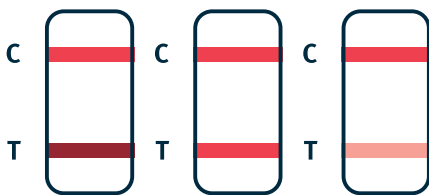
**7** Wait 15 to 30 minutes.



**4** Put swab in tube. Swirl for 10 seconds and then remove the swab.



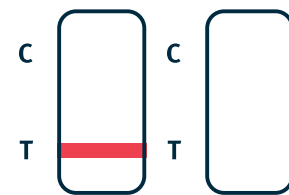
**8** Read result. (see below).



**Positive**  
you have COVID-19



**Negative**  
you do NOT have  
COVID-19



**Invalid**  
The test did not work. You will  
need to do another test.

If you test positive, you need to isolate and report your result.

Visit [www.qld.gov.au/rat-positive](http://www.qld.gov.au/rat-positive)

or call **134 COVID (13 42 68)**. Ask for an interpreter if you need one.