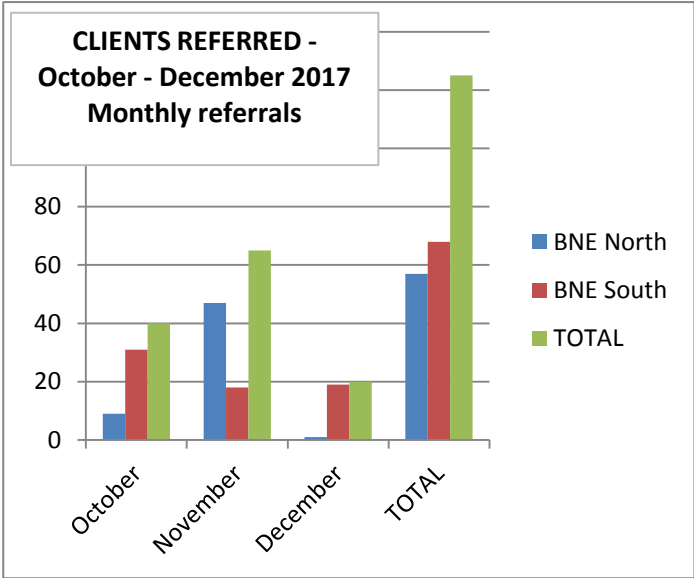


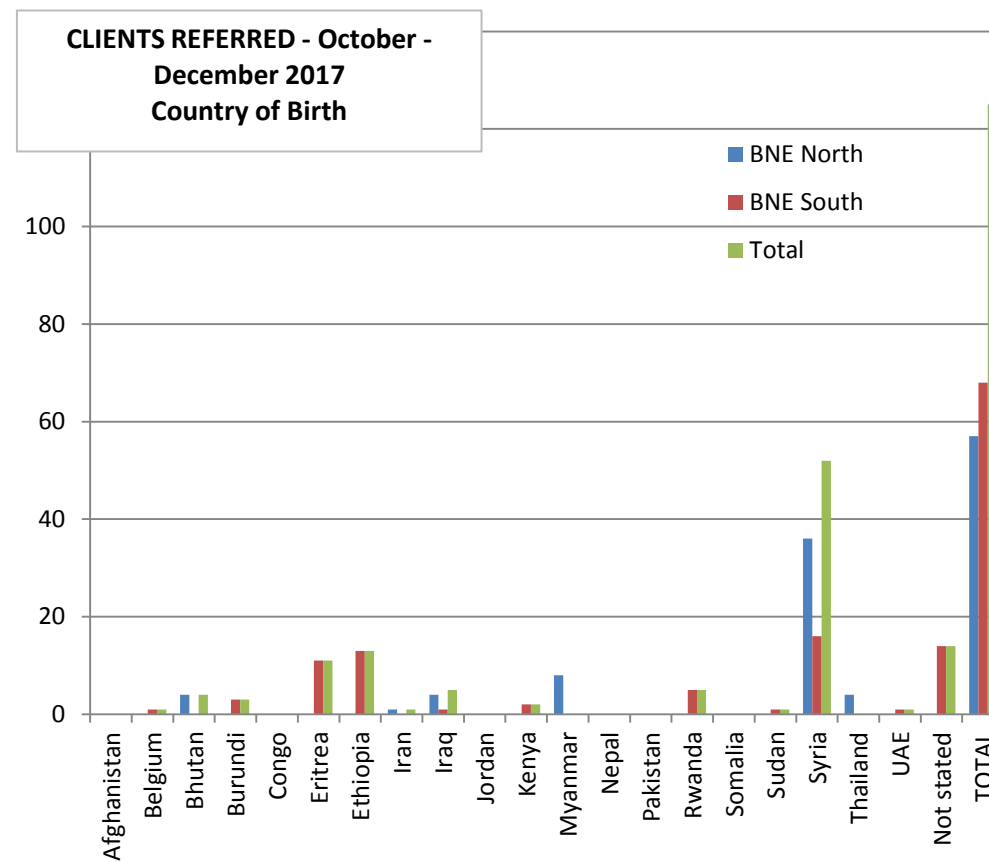
TOTAL REFERRALS TO GPs by RHC Oct - Dec 2017

	BNE North	BNE South	TOTAL
October	9	31	40
November	47	18	65
December	1	19	20
TOTAL	57	68	125



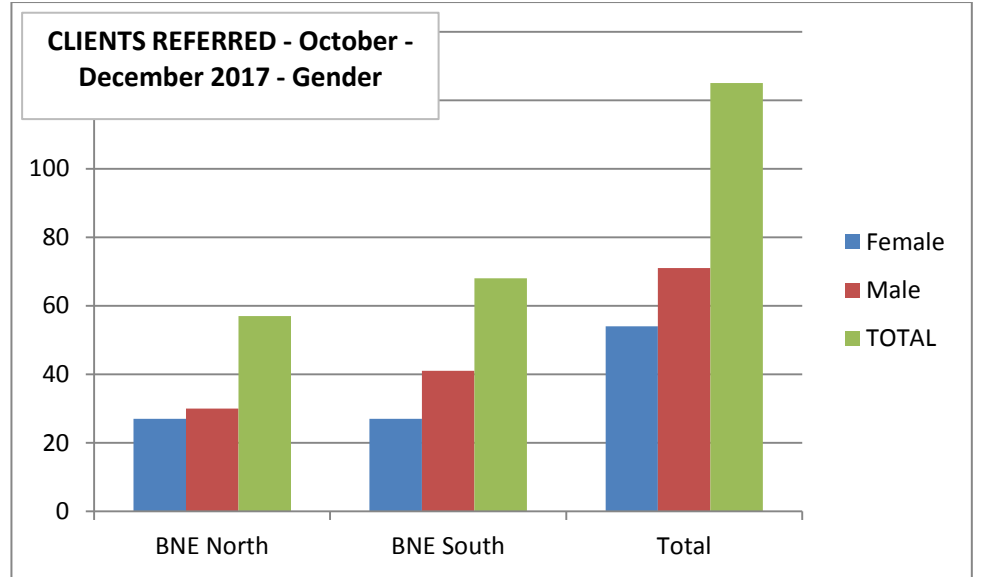
DEMOGRAPHICS - CLIENTS REFERRED Oct - Dec 2017

Country of BIRTH	BNE North	BNE South	Total
Afghanistan			0
Belgium		1	1
Bhutan	4		4
Burundi		3	3
Congo			0
Eritrea		11	11
Ethiopia		13	13
Iran	1		1
Iraq	4	1	5
Jordan			
Kenya		2	2
Myanmar	8		
Nepal			
Pakistan			
Rwanda		5	5
Somalia			0
Sudan		1	1
Syria	36	16	52
Thailand	4		
UAE		1	1
Not stated		14	14
TOTAL	57	68	125



DEMOGRAPHICS - CLIENTS REFERRED Oct - Dec 2017

Gender	BNE North	BNE South	Total
Female	27	27	54
Male	30	41	71
TOTAL	57	68	125



AGE	BNE North	BNE South	Total
Under 5	9	14	23
Age5-15	14	14	28
15-25	6	7	13
25-35	8	20	28
35-45	6	10	16
45-55	9	2	11
55-65	5	1	6
65+			0
TOTAL	57	68	125

